

Supply List Stella Canfield

This supply list is mostly for the beginners, to give them an idea of the very basic colors and other supplies that I personally recommend to start with. Please note that the list also retains my personal choice of supplies.

If you are not a beginner and already have supplies please do not hesitate to use them. However, I do recommend using professional quality supplies, the result depends on it.

Paints:

Hansa Yellow Light DS, (very cool yellow)

Hansa Yellow medium DS (warm yellow)

Raw Sienna Light DS (very warm earthy yellow)

Goethite Brown Ochre DS (earthy brownish yellow)

Quinacridone Burn Orange DS (very warm Italian brown)

Pyrrol Orange DS (fire orange/red)

Permanent Alizarin Crimson DS (cool red)

Sap Green DS

French Ultramarine Blue DS (warmer blue)

Cobalt Blue DS (true blue)

Cerulean Blue Chromium DS (cooler blue)

Note: The paints above are my basic colors and are my personal choice. I use exclusively Daniel Smith colors. I do not expect my students to use the same colors as I do. Colors are a personal preference. Yet, I would recommend a warm and cool temperature of any color of your choice.

Palette: Covered plastic palette with at least 12 wells and large mixing space. John Pike Palette is an excellent choice since it is sturdier and more airtight than any other palette on the market.

Brushes: There are many brushes on the market, synthetic and natural, cheap and expensive. Think of how serious you are with painting and how gentle OR not gentle you are. I prefer a softer brush (mix of synthetic and Natural hair) with a big “belly” to carry the water and pigment and also not too expensive as I am not gentle with my brushes :-). If you need help with buying and choosing brushes, you are welcome to give me a call or email me. I will be more than happy to be of assistance.

Synthetic and squirrel hair is my choice: Very inexpensive for the quality they represent. I use Silver Brush Black Velvet:

Mop (Jumbo Round) - Large,

Round #20 and #12 and #8

Liner #6 or #8

and a Harmony Squirrel Quill #0 as a rigger.

If you are serious about painting, I would recommend a Sky WASH 1 1/2" or 2" flat brush also from the same series (for painting on larger papers).

My advice is to start with at least three good mixed or natural hair brushes...preferably big! Treat yourself to it. It is worth it!

Paper: 3 full sheets (more if you wish) / make 6 half or 12 quarter sheets/ 140 lb. cold press paper. Please do not cut them in advance.

My personal choice are Arches, Fabriano Artistico and Saunders Waterford. Use of professional quality paper is highly recommended.

Light board: (gaterboard, foam board or corrugated plastic) to attach your paper on for support, approximately 23 x 16 /for half sheet paper/.

Misc.: Sketchbook, pencil, kneaded eraser, 2 water containers /plastic jars, 1 quart/, paper towels, masking tape or big clamps to attach the paper to the board. Kitchen SPONGE! (not abrasive), masking fluid etc.

Photo references! I strongly recommend the use of your OWN photographs as references. It is essential for expressing emotion, your OWN emotion!

If you have any questions, please email me at stella.canfield@gmail.com. I will be happy to help you.

Here are some WebPages for art supplies:

Daniel Smith: www.danielsmith.com You can learn about the colors on the WebPages. Wonderful information there.

Dick Blick: www.dickblick.com

Amazon: www.amazon.com

Cheap Joe's Art Stuff: www.cheapjoes.com

AWS Arts Supplies: www.aswexpress.com

Jerry's Artarama: www.jerryscatalog.com

Art Express: www.artxpress.com

Highly Recommended Books:

Drawing on the right side of the brain, Betty Edwards, \$13.50 www.amazon.com.

Carlson's Guide for Landscape Painting, John Carlson, \$9.95 www.amazon.com.

Powerful Landscapes, Catharine Gill, \$19.90, www.amazon.com


Fast Sketching Techniques, David Rankin, \$16 www.amazon.com

The Art Spirit by Robert Henri, \$13.95 www.amazon.com

The Figure by Walt Reed, \$14.45 www.amazon.com

Prices may not be exact...sorry!




DANIEL SMITH 

STELLA CANFIELD'S MASTER ARTIST SET I

Le coffret de l'artiste maître, Stella Canfield

Set of 6 Watercolor Tubes (5ml/0.17 oz)

Lot de 6 Tubes Aquarelle (5ml/0.17 oz)



DANIEL SMITH 


STELLA CANFIELD'S MASTER ARTIST SET II

Le coffret de l'artiste maître, Stella Canfield

Set of 6 Watercolor Tubes (5ml/0.17 oz)

Lot de 6 Tubes Aquarelle (5ml/0.17 oz)



DANIEL SMITH 

EXTRA FINE™ WATERCOLOR

**STELLA CANFIELD'S
MASTER ARTIST SET I**

Wet a brush and begin testing some of
our exciting colors.



Hansa Yellow Light
Series 1 284 600 041
II • 2 • N • ●



Quin. Burnt Orange
Series 2 284 600 086
I • 2 • Y • ○



Pyrral Scarlet
Series 3 284 600 085
I • 3 • N • ●



Carmine
Series 2 284 600 020
II (NR) • 4 • N • ●



Cobalt Blue
Series 3 284 600 025
I • 2 • Y • ●



French Ultramarine
Series 2 284 600 034
I • 3 • Y • ○

**STELLA CANFIELD'S
MASTER ARTIST SET II**

Wet a brush and begin testing some of
our exciting colors.



Pyrral Orange
Series 2 284 600 126
I • 3 • N • ●



Rhodonite Genuine
Series 2 284 600 167
I • 2 • N • ○



Cerulean Blue
Series 3 284 600 206
I • 1 • Y • ●



Cobalt Blue Violet
Series 3 284 600 115
I • 2 • Y • ●



Green Gold
Series 2 284 600 139
II • 3 • N • ○



Moonglow
Series 2 284 600 057
I (NR) • 2 • Y • ○

*The Color Key Information is on the back of this card. This paper is
unsized and is used to bring the Color Dots to you. Paint-out the
Color Dots on your favorite watercolor paper and enjoy!*

NOT FOR RESALE
999801159
Rev. Date 08/20